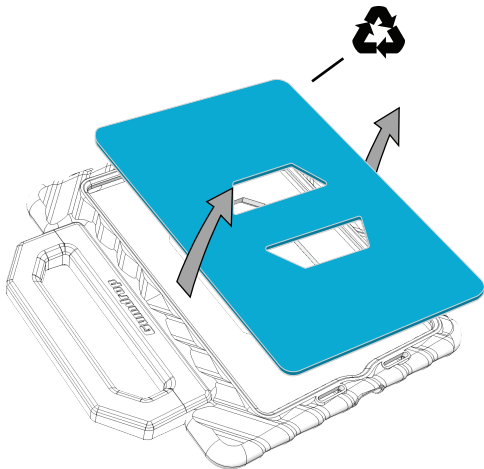


1

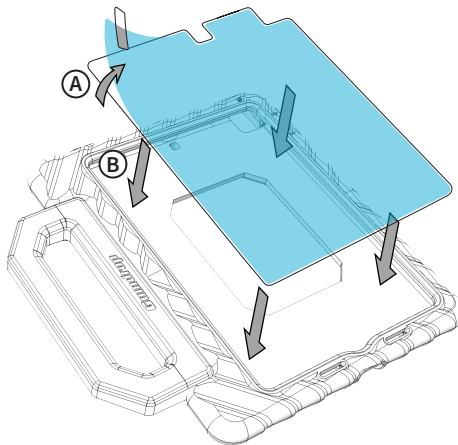
Remove the packaging insert from the case.

Please recycle the insert after removal.



2*

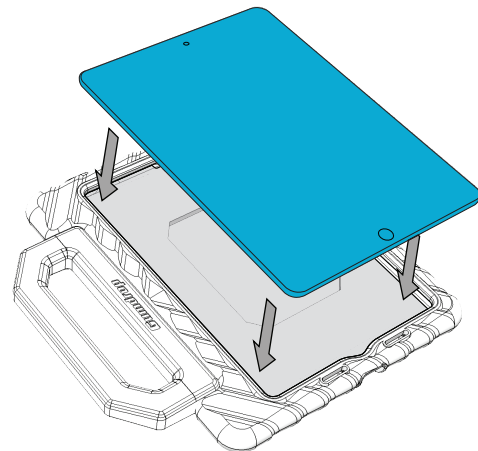
- (A) Remove the protective film from the plastic underlay.
- (B) Place the underlay into the case with the rough side down. The underlay cutouts should align with the cutouts of the case.



3

Insert the device by flexing the sides around the tablet's edges.

The device home button should align with the bottom cutout of the case.



**Optional- only applicable if case has back window*