

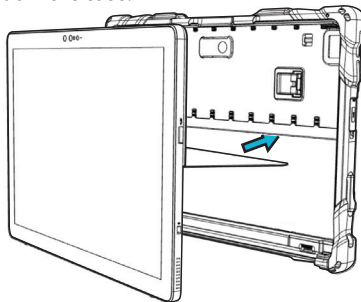
1

If you would like to use the included shoulder strap, please visit our website for instructions prior to case assembly.



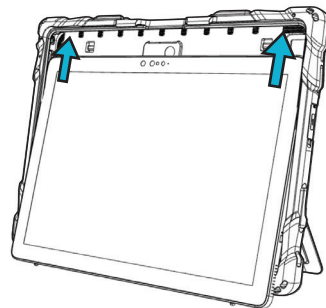
2

Open the Dell Latitude Tablet kickstand. Insert the open kickstand through the cutout in the case.



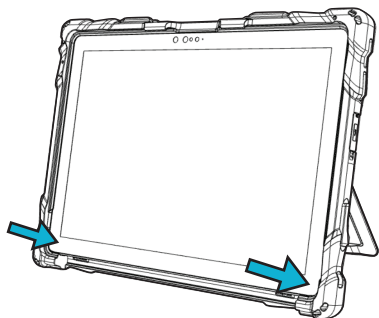
3

Push tablet past the upper side clips, then slide the top edge into the case until it is flush against the top.



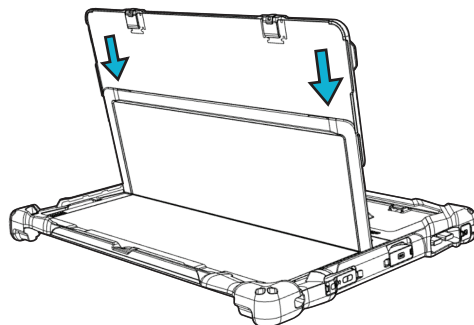
4

Push the two remaining corners of the tablet into the case. Make sure it is securely installed on all sides.



5

Flip the case over onto a surface. Open the kickstand and slide it through PC protector's side clips. Slide down until the 2 top clips are on securely.



6

Close the kickstand by pushing it past the two closure tabs.

