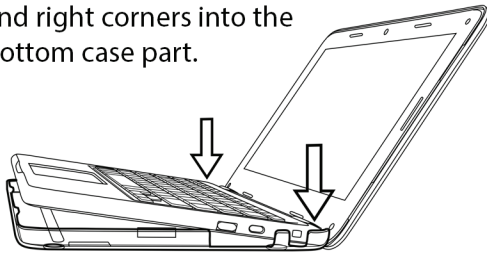


Gumdrop

CASES

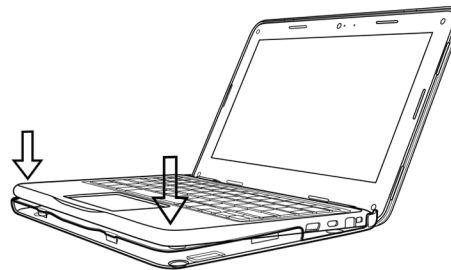
Step 1:

Start by inserting the back left and right corners into the bottom case part.



Step 2:

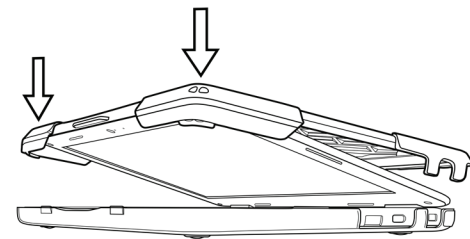
Press downward from the back corners to the front corners, so that each clip securely attaches to the device.



ASSEMBLY INSTRUCTIONS

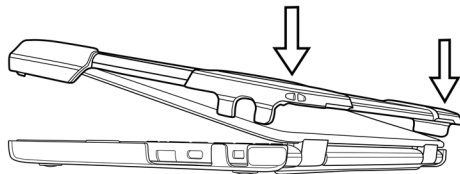
Step 3:

Attach the screen cover of the case by aligning the top left and right corners.



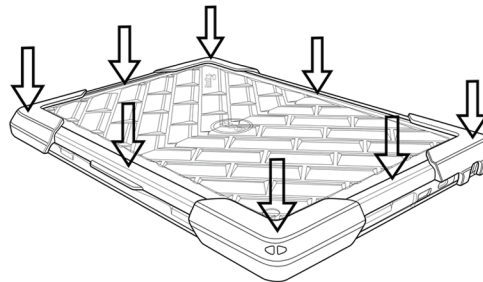
Step 4:

Continue to press the case into position from the top towards the bottom left and right corners



Step 5:

With the case closed, press firmly on all sides of your case to ensure it is securely connected to your device.



Congratulations on your new case!
www.GumdropCases.com