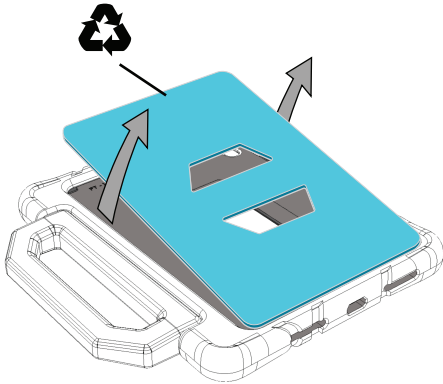


1

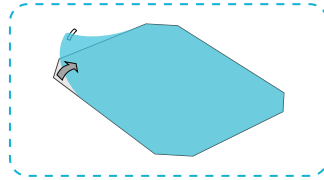
Remove the packaging insert from the case.

Please recycle the insert after removal.

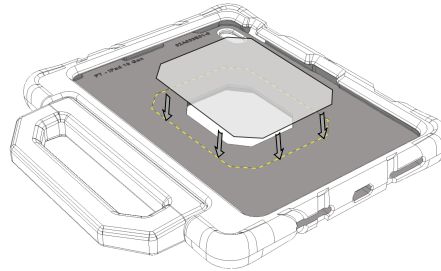


2*

Ⓐ Remove the protective film from the plastic underlay.



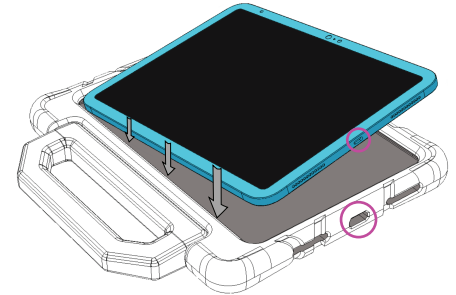
Ⓑ Place the underlay into the case with the rough side down. The underlay should sit in the recessed area around the rear window.



3

Starting at one corner, insert the device by flexing the sides around the device's edges.

To determine correct device orientation, align the charging port of the device to the charging port of the case.



*Optional: only applicable if user needs protective underlay.